

Overview

PMI web brand standards utilize many of the modern best practices in web design. The content and presentation of each page have been separated to make web content more flexible for across a wide variety of devices and platforms. With such significant variation across the many web-enabled devices and platforms, we've enabled web page layouts with the flexibility required while maintaining a consistency to the look and feel of each page.

Page Layout Samples

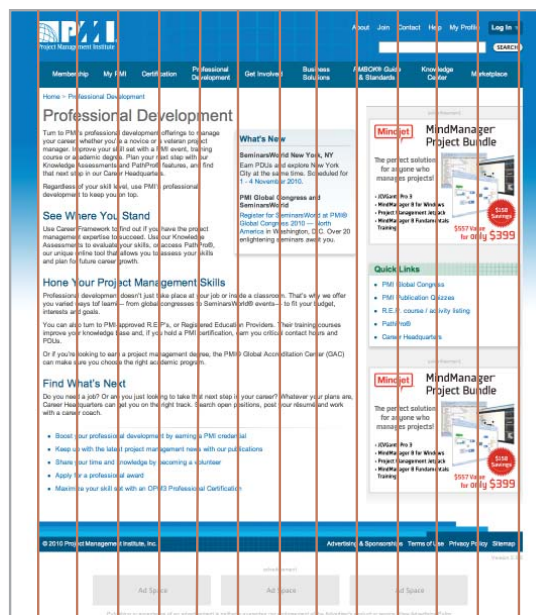
PMI.org is now using a mathematical grid for page layout consistency. Most pages are 960px wide with 10px left and right margins, leaving a 940px active content area. The page layout is a fixed width centered in the web browser window.

Each page can be divided into 12- and 16-column layouts. The presentation and layout of each page is controlled through Cascading Style Sheet (CSS) files linked in the page header. A baseline stylesheet (base.css) is used to make common HTML elements look similar in popular modern web browsers, with a screen layout file controlling most layouts (layout.css).

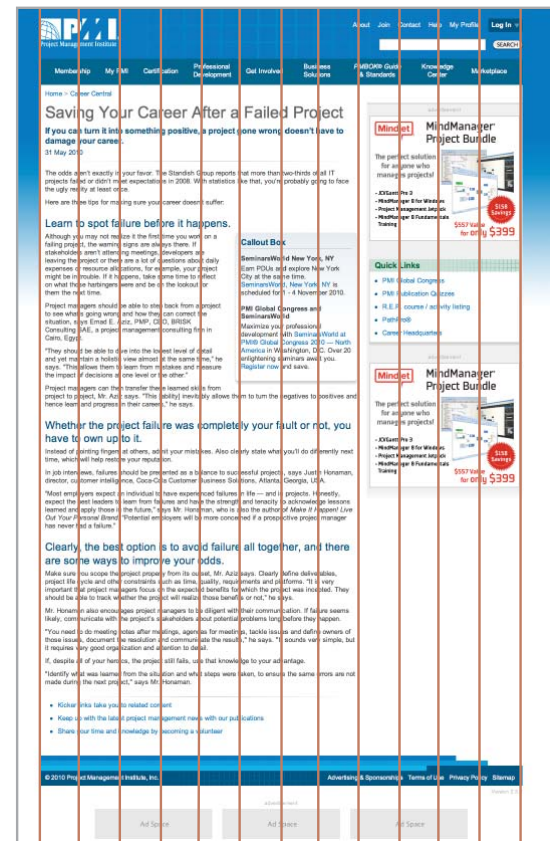
Additional style sheet files are used to correct for known issues with different versions of Microsoft's Internet Explorer.

Colors of select content sections can be changed to other PMI brand color palette options by a web graphics professional with the editable graphics files available at [\[Enter URL here\]](#)

Topic page - 12 column layout



Article page with sidebar - 12 column layout



Suggested Layout Placements

Header

Logo links to home page

Grid pattern supergraphic

Utility navigation

Login expand/collapse button

Main navigation

Breadcrumb navigation

Professional Development

Highlight box

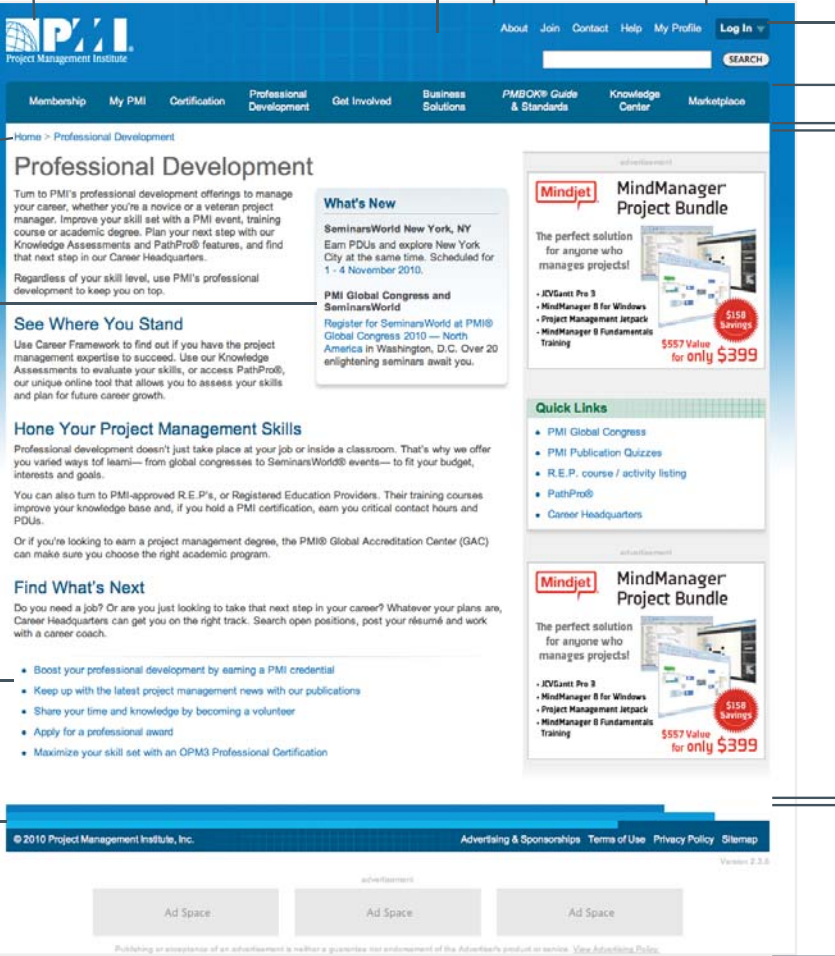
8-column article span

4-column sidebar

Related links

Footer element has supergraphic background image, copyright and footer navigation

Footer (with ad space)



Web Style Recommendations

Home Page Layout and Login Box

Home Page Layout

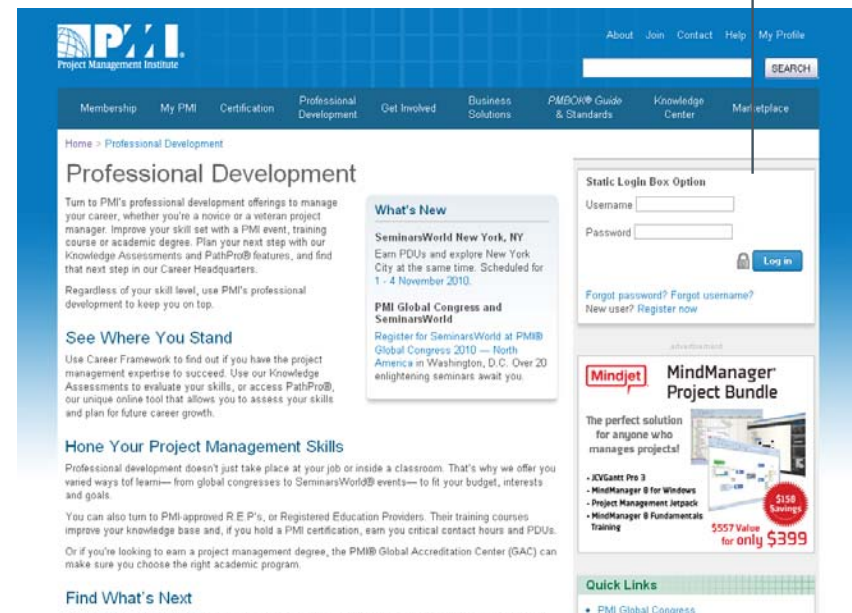
Login box - show/hide toggle



Login box expanded - shown on click



Alternative static login box - suggested location



Content Module Style Options

Included Highlight Section Styles

Highlight Section Box

SeminarsWorld New York, NY

Earn PDUs and explore New York City at the same time. [SeminarsWorld, New York, NY](#) is scheduled for 1 - 4 November 2010.

PMI Global Congress and SeminarsWorld

Maximize your professional development with [SeminarsWorld at PMI® Global Congress America](#) in Washington, D.C. Over 20 enlightening seminars await you. [Register now](#) and save.

Highlight Section Box

SeminarsWorld New York, NY

Earn PDUs and explore New York City at the same time. [SeminarsWorld, New York, NY](#) is scheduled for 1 - 4 November 2010.

PMI Global Congress and SeminarsWorld

Maximize your professional development with [SeminarsWorld at PMI® Global Congress America](#) in Washington, D.C. Over 20 enlightening seminars await you. [Register now](#) and save.

Highlight Section Box

SeminarsWorld New York, NY

Earn PDUs and explore New York City at the same time. [SeminarsWorld, New York, NY](#) is scheduled for 1 - 4 November 2010.

PMI Global Congress and SeminarsWorld

Maximize your professional development with [SeminarsWorld at PMI® Global Congress 2010 — North America](#) in Washington, D.C. Over 20 enlightening seminars await you. [Register now](#) and save.

Included Sidebar Section Styles

Sidebar without advertising

Each of the sidebar section styles below is available in the layout style sheet. Other colors from the brand identity color palette can be used according to the color usage guidelines.

Sidebar Section Option 1

- [PMI Global Congress](#)
- [PMI Publication Quizzes](#)
- [R.E.P. course / activity listing](#)
- [PathPro®](#)
- [Career Headquarters](#)

Sidebar Section Option 2

- [PMI Global Congress](#)
- [PMI Publication Quizzes](#)
- [R.E.P. course / activity listing](#)
- [PathPro®](#)
- [Career Headquarters](#)

Sidebar Section Option 3

- [PMI Global Congress](#)
- [PMI Publication Quizzes](#)
- [R.E.P. course / activity listing](#)
- [PathPro®](#)
- [Career Headquarters](#)

Chapter Site Layout Example



Content area width is expandable to site needs with web style sheet code adjustments. Recommended content area width is 960px with 10px of space on the left and right side.

